

CLIENT: US Polymers Inc.
5910 Bandini Blvd
Commerce, CA 90040

Test Report No: TJ8361	Date: January 5, 2022
-------------------------------	------------------------------

SAMPLE ID: Sample identified as: **Duramax Wall Panel**

SAMPLING DETAIL: Test samples were submitted to the laboratory directly by the client. No special sampling conditions or sample preparation were observed by QAI.

DATE OF RECEIPT: Samples were received at QAI, Tulsa Oklahoma on November 9, 2021.


TESTING PERIOD: December 1 – December 30, 2021

AUTHORIZATION: Testing was authorized by proposal No. 21MB10253 by Ben Panaristo, on October 26, 2021. PO# 0180142


TEST PROCEDURE: ASTM G21-15 *Determining Resistance of Synthetic Polymeric Materials to Fungi*

TEST RESULTS: Detailed test results are presented in the subsequent pages of this report.

PREPARED BY


Rocky Hale
Material Test Technician

**SIGNED FOR ON BEHALF OF
QAI LABORATORIES INC.**


Digitally signed
by Joe Cavett, PE
Date: 2022.01.05
15:37:47 -06'00'
Printed
Project Manager

Test Procedure and Results

Samples were tested in accordance with ASTM G21-15, as per the procedure outlined in sections 9.1 and 9.2. Samples were evaluated for visible effects of fungal growth in accordance with ASTM G21-15 section 9.3- Observation for Visible Effects. The client did not request further evaluation as per ASTM G21-15 section 9.4- Effect on Physical, Optical, or Electrical Properties. Therefore, no evaluations were performed to section 9.4 or to the ASTM Recommended Test Methods listed in TABLE X1.1 of the standard.

All materials, equipment, reagents, water, nutrient-salts Agar, and spore suspensions used during the testing of the specimens complied with the applicable sections of ASTM G21-15. A listing of the fungal cultures used is contained in Table 1 of this report.

At the start of the testing three (3) specimens and three (3) control specimens were placed in separate Petri dishes, which had been prepared with solidified agar. The samples were then inoculated with a composite spore suspension sprayed from a sterilized atomizer until the entire surface was moistened.

The specimens were covered and incubated in a Temperature/Humidity chamber that maintained a temperature between 28 and 30°C (82 and 86°F) and a minimum of 85% relative humidity for a period of 28 days.

Samples were microscopically evaluated at the end of 28 days, in accordance with section 9.3. Section 9.3 prescribes a rating, as listed in Table 2 of this report, for the visual effects. Results of the evaluation are reported in Table 3 of this report, with photographic evidence shown in Figure 1 and Figure 2.

Table 1- Fungal Cultures Used in Composite Spray

Fungi	ATCC No.	MYCO No.
<i>Aspergillus Brasiliensis (Formally known as niger)</i>	9642	386
<i>Penicillium pinophilum</i>	11797	391
<i>Chaetomium globosum</i>	6205	459
<i>Trichoderma virens</i>	9645	365
<i>Aureobasidium pullulans</i>	15233	279

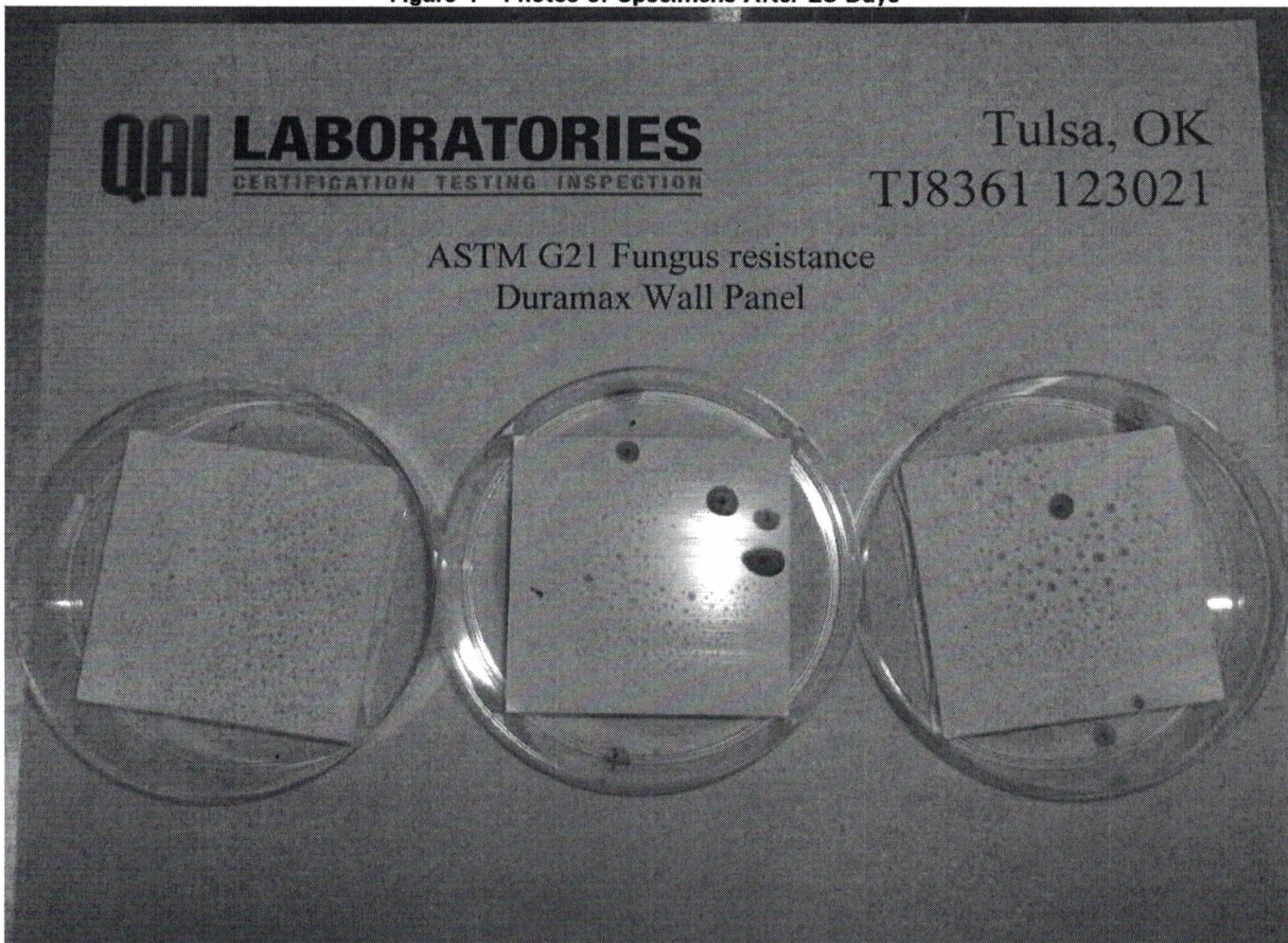
Table 2- Rating of Growth

Observed Growth on Specimens (Sporulating or Non-Sporulating, or Both)	Rating
None	0
Traces of growth (less than 10%)	1
Light growth (10 to 30%)	2
Medium Growth (30 to 60%)	3
Heavy growth (60% to complete coverage)	4

Table 3-Results

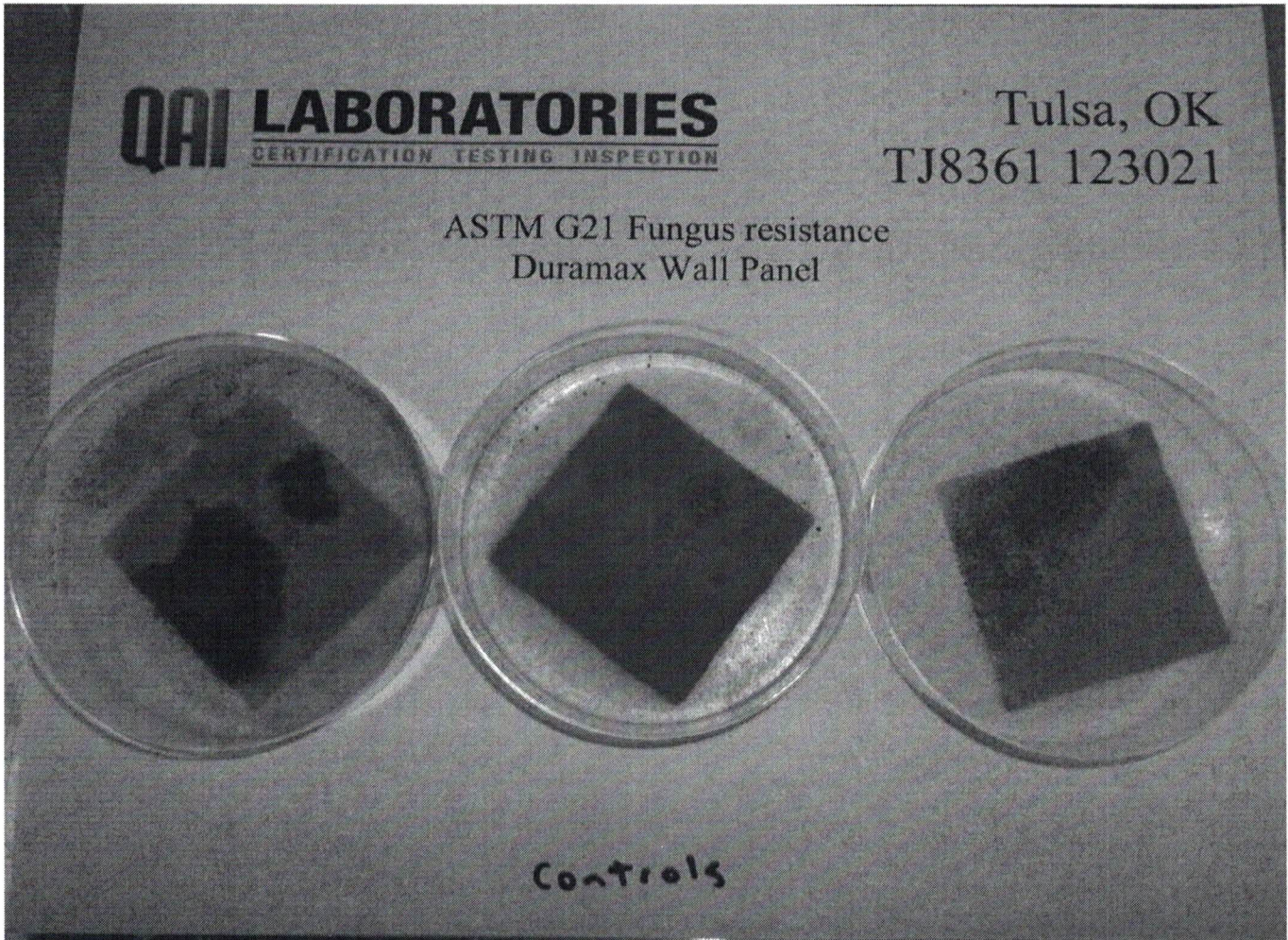
Sample ID	Duramax Wall Panel		
Start Date	12/2/21		
End Date	12/30/21		
	Specimen	Rating	
	1	0	
	2	0	
	3	0	
	Controls	4	

Figure 1 - Photos of Specimens After 28 Days



THIS REPORT IS THE CONFIDENTIAL PROPERTY OF THE CLIENT ADDRESSED. THE REPORT MAY ONLY BE REPRODUCED IN FULL. PUBLICATION OF EXTRACTS FROM THIS REPORT IS NOT PERMITTED WITHOUT WRITTEN APPROVAL FROM QAI. ANY LIABILITY ATTACHED THERETO IS LIMITED TO THE FEE CHARGED FOR THE INDIVIDUAL PROJECT FILE REFERENCED. THE RESULTS OF THIS REPORT PERTAIN ONLY TO THE SPECIFIC SAMPLE(S) EVALUATED.

Figure 2 Controls



*** END OF TEST REPORT***

THIS REPORT IS THE CONFIDENTIAL PROPERTY OF THE CLIENT ADDRESSED. THE REPORT MAY ONLY BE REPRODUCED IN FULL. PUBLICATION OF EXTRACTS FROM THIS REPORT IS NOT PERMITTED WITHOUT WRITTEN APPROVAL FROM QAI. ANY LIABILITY ATTACHED THERETO IS LIMITED TO THE FEE CHARGED FOR THE INDIVIDUAL PROJECT FILE REFERENCED. THE RESULTS OF THIS REPORT PERTAIN ONLY TO THE SPECIFIC SAMPLE(S) EVALUATED.